

Description:

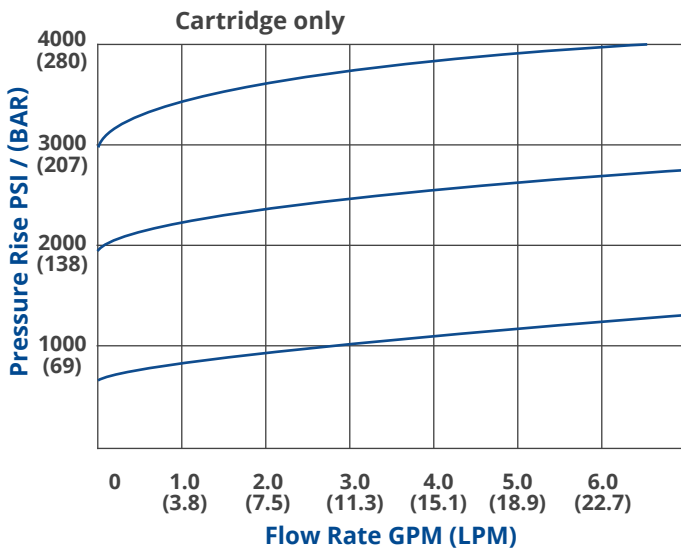
A cartridge style direct acting relief valve that limits the pressure in port 1 by relieving to port 2. Typical use in a line mount body is to limit the pressure on the outlet of a pump or to limit the pressure to a cylinder or motor.

Features:

- Fast-acting direct area relief
- Optional spring ranges to limit maximum setting
- Hardened poppet and cage for long life
- Zinc plated exposed steel parts
- Anodized aluminum body for corrosion protection
- Standard setting is 1800 PSI

(Other settings can be specified, see model code on back.)

Flow Characteristics (32 CST / 150 SUS oil at 40C)



Specifications:

| | |
|----------------------------------|--|
| Maximum Pressure (Aluminum body) | 3,000 PSI (207 BAR) |
| Maximum setting | 3,500 PSI (227Bar) |
| Maximum flow | 6 GPM (22.7 LPM) |
| Port size | SAE -08 |
| Body material | Aluminum |
| Filtration | ISO 4406 |
| Fluids | Mineral based or synthetics 50-2000 SUS |
| Approx. Weight | .85 Lbs. |

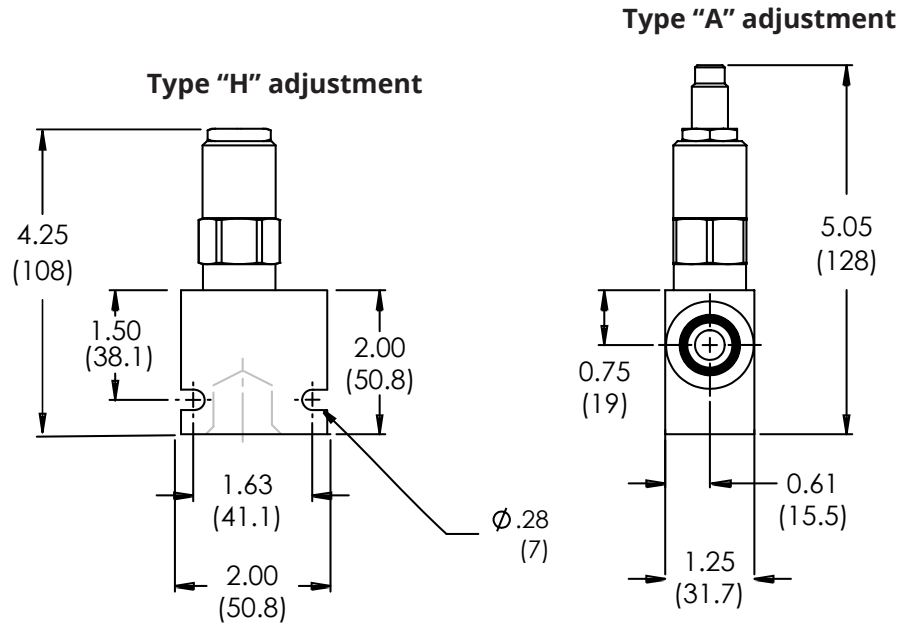
The data and application materials contained herein are furnished for information only and believed to be reliable. Questions regarding specific applications or performance should be directed to JEM's application department. Since our products are being continuously improved, data contained herein is subject to change without notice. Warranty on FastLine products is 1 year from the date of sale.

JEM Technical
(888) 256-8266
www.jemtechnical.com




JEM Technical Canada Ltd.
(204) 654-1743
www.jemtechnical.ca

Installation Dimensions:



() Parentheses = Millimeters

How To Order:

 Example model code is the in-stock FastLine solution

RV080 A - 208T _ _ - 18

| | | |
|---|---|--|
| <p>Base Part No.</p> <p>Adjustment Type: A = 1/4" Hex Allen Head H = Hidden Adjustment</p> | <p>2 Ports Size SAE 08</p> <p>Body Material: Omit = Aluminum D = Ductile *</p> | <p>Relief Setting = PSI ÷ 100 Std. adjustment range: 250-3600 PSI</p> <p>Seal Type: Omit = Buna N V = Fluorocarbon **</p> |
|---|---|--|

Type "A" adjustment is the standard offering. Hidden adjustment may have a longer lead time.
 * Ductile bodies have limited availability. Ductile bodies are recommended for working pressures over 3000 PSI.
 ** Fluorocarbon seals are used when temperatures exceed 212° F (100° C).

Typical Application

